



LUXTURE'S®

## CONTACT



**Toll Free Number**  
+91 8003197741



**Mail Us At**  
mail@luxture.com



**Visit Our Website**  
www.luxture.com



**Corporate Office**  
Luxture Surface Coatings Pvt. Ltd.  
H-114, Ner Godrej Agrovet, New RIICO IND . Area  
Makhupra Ext, Ajmer (RAJ) - India 305001

**Overseas Distributor**  
Luxture International Fze  
Al Hulaila Industrial Park Zone, Free Zone Warehouse,  
Shed-13 Warehouse No. 2, Ras Al Khaimah (UAE)  
+971 554131736 Email : enquiry.uae@luxture.com



Follow Us On



*Signature*

3D SOLID SURFACES

# LUXTURE

Luxture surface coatings pvt. ltd., an ISO 9001:2015 certified company engaged in building beautification and restoration, was incorporated in the year 2003 with a vision to become a leader in this segment and offer customized solution to its client to achieve there expectation.

We are managed by a team of technocrats and professionals having a vast experience and specialization in this segment. We as a group also take the pride in creating enduring values through sustainability. It strongly believes in connecting its core capability to provide optimum customer satisfaction.

Over the past decade, we have built our presence across the nation & abroad and offer one of the most comprehensive product platforms ranging from designer and decorative coatings, functional coatings to stamped concrete and manufactured stone veneers, etc. Till date, we have covered millions of square metres which stand fresh and fully charming, against all odours and external weather calamities.

All this could had been possible because of the inherent values of dedication, commitment, trust and responsibility, quality assurance, services and tailor made solutions offering to architects and customers all that have shaped the organization through a decade.

## Signature 3D SOLID SURFACES

In continuation to our various offerings, here we bring you the stylish & comprehensive portfolio of SIGNATURE 3D SOLID SURFACES.

### A NEW DIMENSION IN TILE DESIGN

Imagine the arresting visual allure and dramatic architectural impact, made possible by bringing a third dimension to specialty stone and tile installations.

Adding The third dimension of depth to a stone or tile installation Leverages the dramatic appeal of texture Shades, Shapes, Reflection and light to facilitate flow, create energy and bring a sense of drama to almost any space.

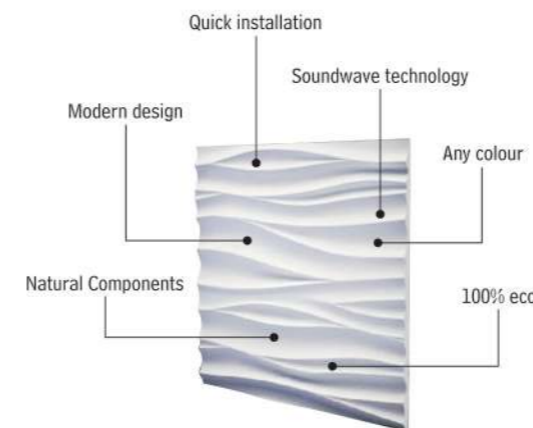
That's the future made possible with 3D stone & tile's innovative products from our stunning ready-to-install designer line SIGNATURE 3D SOLID SURFACES that can be quickly and easily applied to create totally custom 3D installations.

The result fundamental break through in tile and architectural design for both commercial and residential applications.

It's the third dimension of depth that transforms almost anything from flat to interesting.

The unmatched perfection, the high quality, the unmistakable craftsmanship, the years of experience & the use of up to date technology guarantees the success of SIGNATURE 3D Solid Surfaces.

Isn't the time for tile lovers everywhere to "Break Thru" to the stunning beauty and design possibilities of SIGNATURE 3D SOLID SURFACES.



### Features:

- Made up of GRC.
- Available in wide range and colours.
- Designs can be customized.
- Grooved & seamless installation.
- For walls & ceiling.
- Can be painted in any colour.
- Water & damp resistant.
- Eco friendly.
- Low thermal conductivity.
- Fire resistant.
- Termite resistant.
- Light in weight yet stronger.
- Makes your wall breathable.
- Suitable for interior/outdoors application.






### PANEL 001

DIMENSION & WEIGHT  
500 X 500 X 30 mm  
Min relief height : 15 mm  
Max relief height : 30 mm  
Approx weight of tile : 4.5 - 5 kg

These 3D wall panels are in the form of classical coach tie. The geometric pattern of rhombus has the distinctive smoothness and elegance, perfectly imitating the folds of tissue. Finishing material is ideal for creating a design in a classic English style, or modern eclecticism. These panels not only create the effect of volume as 3D wallpaper for the walls, they are really bulky. Using this material, you can experiment with lighting angle. Through bulk the panels can extend the space visually.


### PANEL 002

DIMENSION & WEIGHT  
500 X 500 X 30 mm  
Min relief height : 15 mm  
Max relief height : 30 mm  
Approx weight of tile : 4.5 - 5 kg



The classic design of stylized cells. It is the picture invented by nature itself, combining calm and restraint.






### PANEL 003

DIMENSION & WEIGHT  
500 X 500 X 30 mm  
Min relief height : 15 mm  
Max relief height : 30 mm  
Approx weight of tile : 4.5 - 5 kg

These wall panels are ideal for creating bright and bold design. Decorative plaster of the series will be able to revive even the most boring room with a powerful geometric texture and reveal all the facets of your home's interior. The panels are perfectly suited for the design in the style of constructivism, minimalism, techno. The panels have very expressive and impressive look if complemented with light. With this series of material can be decorated niche, projection or the entire wall.

### PANEL 004

DIMENSION & WEIGHT  
500 X 500 X 30 mm  
Min relief height : 15 mm  
Max relief height : 30 mm  
Approx weight of tile : 4.5 - 5 kg



# PANEL 005



DIMENSION & WEIGHT  
500 X 500 X 30 mm  
Min relief height : 15 mm  
Max relief height : 30 mm  
Approx weight of tile : 4.5 - 5 kg



*Signature*  
3D SOLID SURFACES

*LUXTURE*



# PANEL 006

DIMENSION & WEIGHT  
500 X 500 X 30 mm  
Min relief height : 15 mm  
Max relief height : 30 mm  
Approx weight of tile : 4.5 - 5 kg



A large volume decorative relief of this 3D panel is ideal for large spaces. By using a material with a texture can be finished with a niche or one of the walls of the room. This series is ideal for design in eclectic style, it will go perfectly with almost any interior objects created in different directions.



# PANEL 007



**DIMENSION & WEIGHT**  
500 X 500 X 30 mm  
Min relief height : 15 mm  
Max relief height : 30 mm  
Approx weight of tile : 4.5 - 5 kg



*Signature*  
3D SOLID SURFACES

*LUXTURE*




# PANEL 008



**DIMENSION & WEIGHT**  
500 X 500 X 30 mm  
Min relief height : 15 mm  
Max relief height : 30 mm  
Approx weight of tile : 4.5 - 5 kg

The relief of the decorative panels from this series, composed of a soft three dimensional waves, reminiscent of sand dunes of the desert, or a leisurely expanse of ocean. This effect can be enhanced by painting and finishing material in the gradient - blue, rolling in the deep blue or light beige, iridescent in dark gold. Design of the 3D panels gives to the interior walls of your home's natural harmony, it will create an atmosphere of comfort, warmth and serenity. They look great in either vertical or horizontal version.





### PANEL 009

DIMENSION & WEIGHT  
500 X 500 X 30 mm  
Min relief height : 15 mm  
Max relief height : 30 mm  
Approx weight of tile : 4.5 - 5 kg

3D panels of this series hit the elegance and grace of wavy lines and curves. The material creates an atmosphere of calm and serenity. It seems that these curves are endless, as if they are an extension of the natural lines of nature. Wall finished with decorative plaster, became an independent subject of the interior, it does not require additional treatment or jewelry.

### PANEL 010

DIMENSION & WEIGHT  
500 X 500 X 30 mm  
Min relief height : 15 mm  
Max relief height : 30 mm  
Approx weight of tile : 4.5 - 5 kg





### PANEL 011

DIMENSION & WEIGHT  
500 X 500 X 30 mm  
Min relief height : 15 mm  
Max relief height : 30 mm  
Approx weight of tile : 4.5 - 5 kg

With endless curves, this panel with laconic pattern can be a great backdrop for the original lamps and paintings. To create a unique interior designers often stained wall panels in a variety of colours, or use multiple colors. After decorating the walls of such panels, you can be sure that the interior of your home or office is unique.

### PANEL 012

DIMENSION & WEIGHT  
500 X 500 X 30 mm  
Min relief height : 15 mm  
Max relief height : 30 mm  
Approx weight of tile : 4.5 - 5 kg





# PANEL 013



DIMENSION & WEIGHT  
500 X 500 X 30 mm  
Min relief height : 15 mm  
Max relief height : 30 mm  
Approx weight of tile : 4.5 - 5 kg



*Signature*  
3D SOLID SURFACES

*LUXTURE*



# PANEL 014



DIMENSION & WEIGHT  
500 X 500 X 30 mm  
Min relief height : 15 mm  
Max relief height : 30 mm  
Approx weight of tile : 4.5 - 5 kg

The design of this panel is created based on damask pattern that has been from ancient times the subject of a special refinement and luxury. To distinguish quality 3D panel is easy - just look at the back side of the panel. Due to the relief back the excess glue is distributed in the cell, it allows to join patterns perfectly and to get a monolithic 3D composition.



# PANEL 015




DIMENSION & WEIGHT  
500 X 500 X 30 mm  
Min relief height : 15 mm  
Max relief height : 30 mm  
Approx weight of tile : 4.5 - 5 kg




*Signature*  
3D SOLID SURFACES

LUXTURE



# PANEL 016

DIMENSION & WEIGHT  
500 X 500 X 30 mm  
Min relief height : 15 mm  
Max relief height : 30 mm  
Approx weight of tile : 4.5 - 5 kg



Good project is just a part of success, the rest is determined by our own choices. Wishing to surround ourselves with beautiful things we select stylish and those of exceptional design. Obviously, beautifully arranged interiors make living much more pleasant.

Luxture's Signature 3D SOLID SURFACES are effect of intensive work of Italian designers. Owing to typical Italian natural elegance as well as their courage to make unconventional patterns, you will create stylish space.





### PANEL 017

DIMENSION & WEIGHT  
500 X 500 X 30 mm  
Min relief height : 15 mm  
Max relief height : 30 mm  
Approx weight of tile : 4.5 - 5 kg

### PANEL 018

DIMENSION & WEIGHT  
500 X 500 X 30 mm  
Min relief height : 15 mm  
Max relief height : 30 mm  
Approx weight of tile : 4.5 - 5 kg



this 3D decorative panel is a new word in the design, stylish and daring. Volumetric pattern on this element of the decor resembles the blade of the propeller in motion, adding some dynamism to the interior. Figure drawn through reconciliation of the panels in any direction in the plane. These Panels can be covered with paint of any color, the most advantageously will look the paint with a glossy sheen. In this case, each surface will reflect more light, filling the room with glare.





### PANEL 019

DIMENSION & WEIGHT  
500 X 500 X 30 mm  
Min relief height : 15 mm  
Max relief height : 30 mm  
Approx weight of tile : 4.5 - 5 kg

This unique panel is a great solution for exclusive interior. There is an opportunity of widest use in all areas of the interior: dining room, living room, bedroom, hallway, office or meeting room in the office.

### PANEL 020

DIMENSION & WEIGHT  
500 X 500 X 30 mm  
Min relief height : 15 mm  
Max relief height : 30 mm  
Approx weight of tile : 4.5 - 5 kg



# PANEL 021



**DIMENSION & WEIGHT**  
500 X 500 X 30 mm  
Min relief height : 15 mm  
Max relief height : 30 mm  
Approx weight of tile : 4.5 - 5 kg



*Signature*  
3D SOLID SURFACES

*LUXTURE*



# PANEL 022



**DIMENSION & WEIGHT**  
500 X 500 X 30 mm  
Min relief height : 15 mm  
Max relief height : 30 mm  
Approx weight of tile : 4.5 - 5 kg

Style is something still unrivalled. Everyone wants to have it but not everything can be called stylish. However, creating solutions in accordance with existing trends, we assure that products we offer are of greatest quality.

We go for unique designs to emphasize our passion for original form. We are full of admiration for everything what we offer is beautiful, perfect and unusual. That's why we can provide many designs in wall panels, which assures you that an amazing style will appear in your interiors.



# PANEL 023



**DIMENSION & WEIGHT**  
 500 X 500 X 30 mm  
 Min relief height : 15 mm  
 Max relief height : 30 mm  
 Approx weight of tile : 4.5 - 5 kg



*Signature*  
 3D SOLID SURFACES

*LUXTURE*



# PANEL 024



**DIMENSION & WEIGHT**  
 500 X 500 X 30 mm  
 Min relief height : 15 mm  
 Max relief height : 30 mm  
 Approx weight of tile : 4.5 - 5 kg

Three-dimensional style. Such form of panels makes interiors gain their quality. Decorative panels are more than just ordinary objects. Thanks to them, plane surface transforms into piece of art. It is a perfect idea for everyone who admires good style. Luxture's Signature 3D solid surfaces is a story about how the idea of Italian designers changes into something that creates space in different dimension- third dimension. All of that is served in a beautiful and hypnotizing form which makes spending time in the interiors a true delight.





### PANEL 025

DIMENSION & WEIGHT  
500 X 500 X 30 mm  
Min relief height : 15 mm  
Max relief height : 30 mm  
Approx weight of tile : 4.5 - 5 kg

These Decorative 3D panels are characterized by smooth curves and a very nice texture. Finishing material is ideal for creating a design in the style of hitech and eco-design. The walls are decorated with these panels, reminiscent of the hot desert sand waves or light ripples on the smooth surface of the vast ocean. If you want to enhance this effect, it is enough to paint decorative wall panels in the appropriate color - blue or sand, using a smooth transition colour from dark to lighter.

### PANEL 026

DIMENSION & WEIGHT  
500 X 500 X 30 mm  
Min relief height : 15 mm  
Max relief height : 30 mm  
Approx weight of tile : 4.5 - 5 kg






### PANEL 027

**DIMENSION & WEIGHT**  
500 X 500 X 30 mm  
Min relief height : 15 mm  
Max relief height : 30 mm  
Approx weight of tile : 4.5 - 5 kg

### PANEL 028

**DIMENSION & WEIGHT**  
450 X 400 X 30 mm  
Min relief height : 15 mm  
Max relief height : 30 mm  
Approx weight of tile : 4.5 - 5 kg





# PANEL 029



**DIMENSION & WEIGHT**  
 490 X 490 X 30 mm  
 Min relief height : 15 mm  
 Max relief height : 30 mm  
 Approx weight of tile : 4.5 - 5 kg



# PANEL 031



**DIMENSION & WEIGHT**  
 490 X 490 X 30 mm  
 Min relief height : 15 mm  
 Max relief height : 30 mm  
 Approx weight of tile : 4.5 - 5 kg



*Signature*  
 3D SOLID SURFACES

*LUXTURE*



# PANEL 030



**DIMENSION & WEIGHT**  
 500 X 500 X 30 mm  
 Min relief height : 15 mm  
 Max relief height : 30 mm  
 Approx weight of tile : 4.5 - 5 kg



# PANEL 032



**DIMENSION & WEIGHT**  
 490 X 490 X 30 mm  
 Min relief height : 15 mm  
 Max relief height : 30 mm  
 Approx weight of tile : 4.5 - 5 kg



**Instructions for Installation of SIGNATURE 3D Panels**


**Tools and materials required**

**Tools for installation**




**Arrangement of SIGNATURE 3D Panels**

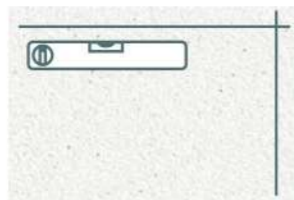
The simplest type of installation. All panels are identical and are mounted next to each other, creating a continuous composition.




**Installation of SIGNATURE 3D Panels**



1. Conduct measurements of the walls to determine the number of panels horizontally and vertically



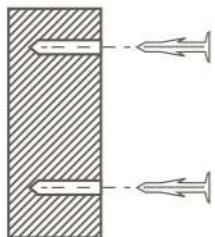
2. Using a laser or conventional building level, determine the ideal horizontal and vertical lines mark them with a pencil.



3. Prepare a panel for installation, drill four holes in the corners of the panel, retreating 3-5 cm from the edge (depending on the design of the panel).



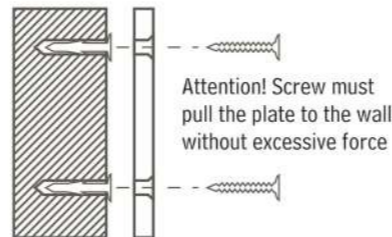
4. Place the first panel to the site of the wall where you want to start the installation. Through the made holes in the panel make pencil marks to be visible on the wall.



5. Removing the panel, drill holes at the marked points. In the finished holes, insert the plastic dowels.




6. On the section of the wall where it is supposed to install the panels, apply Luxture's tile adhesive.




7. Place the panel to the wall, aligning the holes in the plate with the holes on the wall and fasten with screws. Continue installation of panels horizontally, combining drawing, and then proceed to the next row.



a) horizontally



b) by "ladder"



8. Installation is possible in two ways: a) horizontally; b) by "ladder". It is more convenient to begin the installation from lower left (right) edge of the wall. When mounting it is necessary to keep the distance between the panels 1-1.5mm, this can be achieved using a cardboard rulers with a certain thickness. Further the seams are wiping with Luxture's Acriplast, if necessary further final processing is allowed.

9. If the remaining section of the wall is not the same as the size of the panel, it is necessary to measure the rest of the site and saw off the desired size of the panel with the hacksaw with fine tooth.

10. Fill the joints between the panels with the putty "Acriplast" After drying and shrinkage, repeat the procedure, then treat the joints with the finishing putty "Acriplast"

11. After all seams are wiped and the putty is dried, treat roughnesses with a fine - grained sandpaper.

12. The panels are ready to be painted and, if necessary (depending on the final coating) before painting the surfaces of panels can be primed. Painting can be done by spray gun, roller or brush.

**TECHNICAL DATA SHEET**

**PRODUCT:**

Luxture's SIGNATURE 3D SOLID SURFACES

**INGREDIENTS:**

It's a concrete based product comprising Alkali resistant fibres, light weight aggregates, cement, plasticizers, polymers, pigments and special additives. It can be called glass reinforced concrete (GRC)

**Why use SIGNATURE 3D Panel & why us:**

**Light weight & strong:**

Signature panels are light weight yet strong. These are different from conventional GRC products, we use the most light weight grit( bulk density below 400kg/cbm) to make our panel extraordinary light in weight and achieve workability even with the wood working tools. We strive to deliver best quality with in every project.

**Unlimited design freedom for most creative architects and developers:**

Both light weight and durable , our custom designed architectural claddings products can be formed into almost unlimited range of design options with advanced finishing techniques. Smooth or rough surface and availability of colours can offer convincing alternative to either precast concrete, natural or cast stones.

**SPECIFICATIONS:**

Water absorption	5-15%
Dry Bulk Density	1400-1600 kg/m <sup>3</sup>
Tensile Strength	8-12 UTS (N/mm <sup>2</sup> )
Shrinkage	up to 0.2%
Thermal Insulations	.5 TO 1 ( w/m <sup>2</sup> *C)
Colour Fastness	Passes